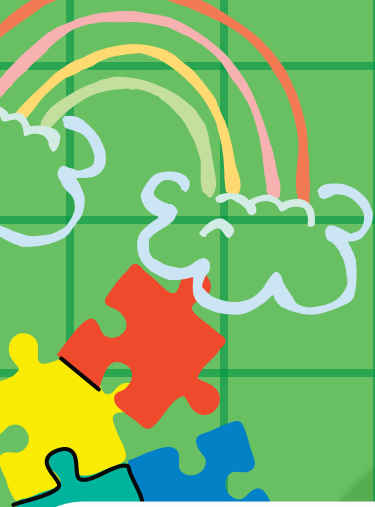


5- Minute Series



Bath Time

Creating Communication Learning Opportunities



Try one of the following:



1

Put their bath toys in a bin, bag or beside you. This allows your child to practice or learn a new sound, word, phrase or gesture by telling you which toy they need. If your child does not immediately ask you for the toys, you may need to help them. You can do this by holding up two of the toys and labeling them. For example, crayons or cups?

2

Put water in a cup, Tupperware container or pitcher and pour a small amount into their bath.

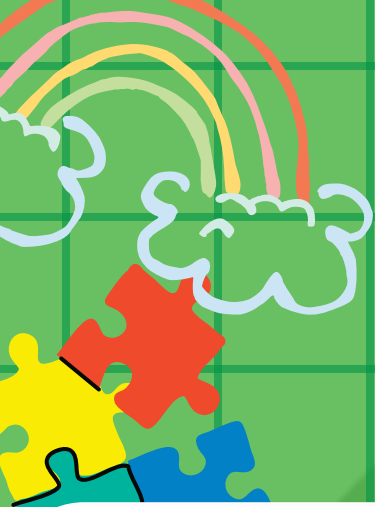
3

Pause for a few seconds and model a new sound, word, phrase or gesture. **IMMEDIATELY** continue pouring when they try to use the new communication skill you just modeled!

4

Bring a surprise activity such as bath crayons, paint or play-doh. **OR**, bring one of their favorite toys they have not yet played with during bath time, such as their vehicles or figurines. Add a new bath time song.





Try one of the following:



5

Don't forget to pause while you're singing so your kiddo can practice using those tremendous new words and sounds, too!

6


Bath time is a perfect opportunity for teaching body parts. If your child is not yet speaking, you can teach them to point to body parts you name or simply label body parts to teach them to begin to understand there is a "name" for each.

7

Put a laminated picture on the wall or use a doll to "mark" off body parts. You can use a bath crayon to mark off body parts they have washed or practiced saying.

Use the decision tree below to help you identify which strategy to use now.





Does your child enjoy bath time?

NO

Yes

Make bath time fun first
(Reach out for ideas)

Try using these strategies during
another routine

Will they go
into the bath
without toys?

No/I don't know?

Yes

Try it first. If not, then put the amount of
toys in their bath that they need to
complete the routine.

Put their toys close to you or
in a bin/basket this creates
the opportunity for them to
"tell" you what they need.

Use the adding a song, new
toy or activity to your child's
bath time.

Make sure you are modeling
language at your child's
language level.

Write down the
sounds/words/phrases or gestures
they use and watch it grow!

**YOU CAN
DO IT!**